

INNOKIN
SCION II
+
PROTON
QUICK START GUIDE


Side Fire Panel
Power On/Off
Back (Menu Exit)

TFT Display
1.45" Full Color

Joystick Control
Menu
Selection
Adjust: Up/Down/
Left/Right

Micro USB

2X 18650
(Not Included)

810 Wide
Bore Tip

Push Top
Filling Cap

3.5ml Capacity
(2ml TPD)

KAL Coil

2 Slot Air
Flow Control

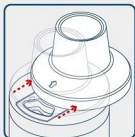


FLIP FOR MORE INFO

- 1 ATTACH TANK
- 2 SLIDE CAP OPEN AND TOP FILL



REFILLING THE TANK



Push in the direction of the arrow, to slide open top cap



Carefully fill with eliquid.

Please wait **5 minutes** before vaping

- 3 OPEN BATTERY DOOR AND INSERT 2X 18650*.
*FOLLOW BATTERY ORIENTATION (+/-)

CONTINUED ON OTHER SIDE

QUICK REFERENCE GUIDE



FIRING PANEL



JOYSTICK [DIRECTIONAL + CLICK]

CLICK  3X

Power ON/OFF

CLICK  3X

Access Menu: Coil Type/Modes, Settings
Click Joystick To Confirm Selection
Firing Panel To Exit To Main

HOLD  

Vape Lock / Unlock

HOLD  

View 2nd Screen Info:
- Coil Resistance
- Battery Voltage
- Puff Count

HOLD  or 

Wattage: Increase

WATTAGE MODE

HOLD  or 

Wattage: Decrease

HOLD 

T.C.: Increase

T.C. MODE

HOLD 

T.C.: Decrease

HOLD 

Pre-heat [T.C. Mode]

SETTINGS

SUPPORT

Vape Cutoff: Select Vape Cutoff

Screen: Timeout, Dim Time, Brightness

C/F: Set Celsius - Fahrenheit

Color: Change Theme Color

Puff Count: Extended Puff Count

Firmware: Version / Reset / Update



facebook.com/Innokin.Technology



instagram.com/innokintechnology



twitter.com/innokintech



reddit.com/r/innokin



support@innokin.com

4 POWER ON THE PROTON!

3X

5 SELECT COIL OR MODE (USE JOYSTICK TO NAVIGATE AND SELECT).

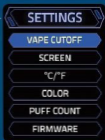
6 CHECK COIL FOR RECOMMENDED WATTAGE / TEMPERATURE RANGE. START LOW AND INCREASE TO TASTE.




WATTAGE/SS316L/Ni200
CUSTOM T.C. MATERIALS
CUSTOM OUTPUT*
OUTPUTS BATTERY VOLTAGE*

*WATTAGE ONLY

JOYSTICK TO SELECT.
FIRE PANEL TO EXIT.



ADJUST ACCENT COLORS
(color icons) AND OTHER FUNCTIONS.



BATTERY LIFE

LOCK ICON

WATTAGE (6-235W)

TC: TEMPERATURE
SS316L/Ti/Ni200
150-315C/300-600F
PRE-HEAT WATTAGE


PUFF TIME / CUT-OFF

COIL RESISTANCE Ω

COIL TYPE (MODE)

VOLTAGE

TEMP CONTROL MODE



ENJOY THE VAPOR!

For full content, please refer to user manual on the product page at INNOKIN.COM

BUY
PROTON SCION II